

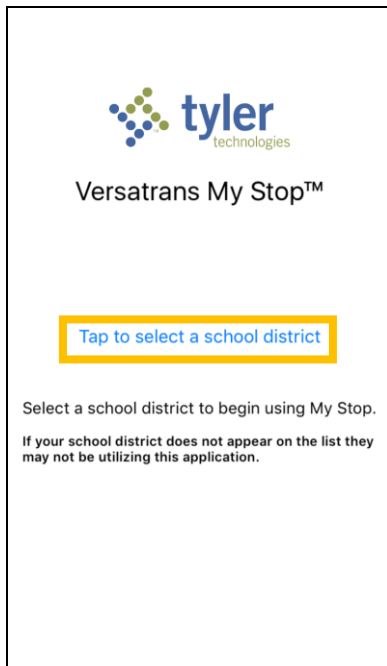
MyStop User Guide (iPad, iPod, iPhone)

Download the free MyStop app ([link](#)) from the Apple App Store.
Android version: [link](#)

Open the MyStop app on your device.

The first time running the app, you will be prompted to Allow MyStop to access your location while using the app and to send notifications. It is recommended to allow both.

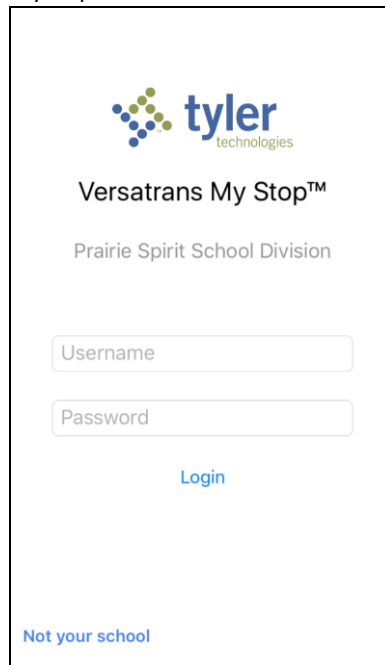
When you first install the MyStop app, you will need to connect to Prairie Spirit by selecting a school district.



Select **Prairie Spirit School Division (SK)** from the list below.



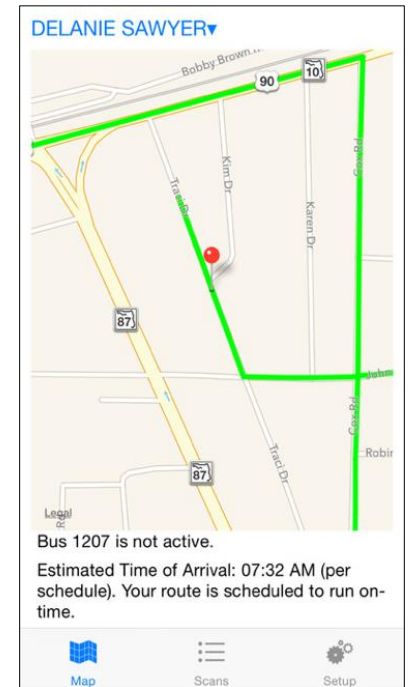
Your child's school will supply you with credentials for logging into MyStop.



You will see your child's name in blue. If you have multiple children on the bus, tapping their name will allow you to select another child.

The display will show the estimated time of arrival for your child's bus. The location of the bus on the map is approximate and may be delayed

Bus GPS information is only available during the time the route is scheduled to be driven.



Your bus may appear off route to accommodate road conditions and closures or when a stop is bypassed.