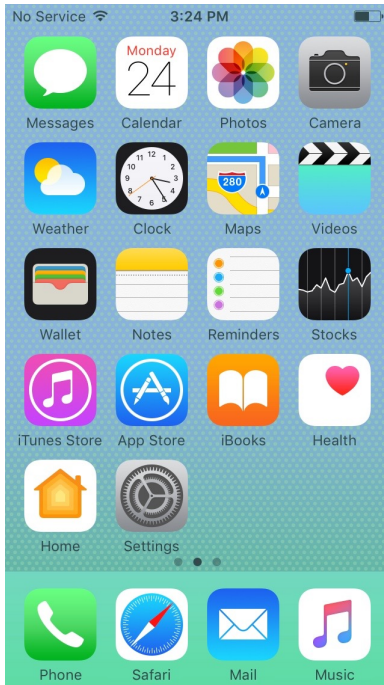
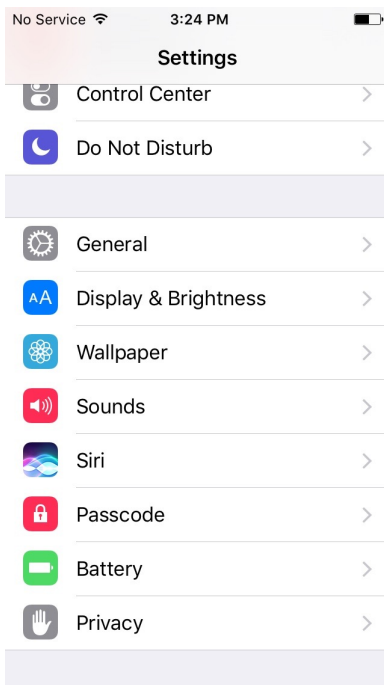


Encrypting Your Device (iOS)

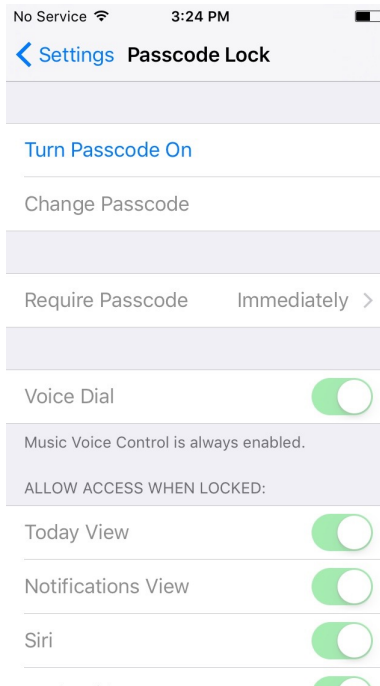
1. Choose **Settings** from your home screen.



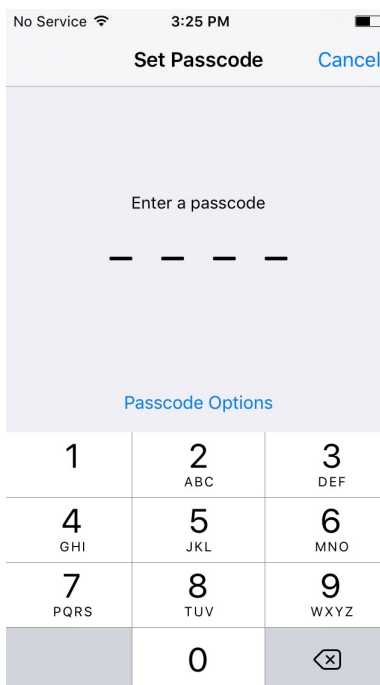
2. Swipe down to select **Passcode**.



3. Choose **Turn Passcode On**.



4. Type a passcode. You will need to enter your passcode twice to confirm.



5. Once you have entered your passcode, you will be returned to the Passcode Lock settings.

To use a stronger passcode, tap **Passcode Options** in step number 4.

Additionally, swipe to the bottom of passcode lock settings and set **Erase Data** to on. This will erase your device after 10 failed passcode attempts.